



AQUELLE HERMANNsburg MUDMAN



04 February 2017

Half Individual Paddle

ROAG #	CATEGORY	NAME	GENDER	AGE CATEGORY	RACE TIME	OVERALL POSITION	AGE CATEGORY POSITION
55038	Individual	ROURKE PAUL BERRIMAN	M	12-13	1:12:38	1	1
44009	Individual	PAUL BERRIMAN	M	40+	1:12:40	2	1
36587	Individual	NEO BLACKBURN	M	12-13	1:14:18	3	2
36733	Individual	NADIA POSER	F	12-13	1:33:22	1	1
11634	Individual	UTE POSER	F	40+	1:34:48	2	1
93263	Individual	ROBYN CURRY	F	14-16	1:39:59	3	1
14081	Individual	CLAUDINE LEE	F	40+	1:40:51	4	2
55351	Individual	URSULA BEDDY	F	40+	1:51:46	5	3
55350	Individual	PATRICK BEDDY	M	40+	2:06:06	4	2



AQUELLE HERMANNsburg MUDMAN



04 February 2017

Half Team Paddle

ROAG #	CATEGORY	NAME	GENDER	AGE CATEGORY	RACE TIME	OVERALL POSITION	AGE CATEGORY POSITION
65973	Team of 3	SLIMY SLUGS		14-16	1:15:27	1	1
60408	Team of 2	LGS		17-39	1:20:36	1	1
77444	Team of 2	NATHAN CURRY	M	U11	1:44:41	1	1



AQUELLE HERMANNsburg MUDMAN



04 February 2017

Half Individual Swim

ROAG #	CATEGORY	NAME	GENDER	AGE CATEGORY	RACE TIME	OVERALL POSITION	AGE CATEGORY POSITION
22986	Individual	NEIL FRENZEL	M	17-39	1:00:32	1	1
46588	Individual	DANIEL VAN DER WATT	M	14-16	1:01:07	2	1
73259	Individual	JERAMIE HIGGINS	M	17-39	1:03:32	3	2
12816	Individual	AIDAN CARTER	M	12-13	1:05:26	4	1
63742	Individual	ANTONY CLAYTON	M	U11	1:06:30	5	1
64256	Individual	GRANT BRIDGEFORD	M	U11	1:09:02	6	2
73395	Individual	HUGO RENNINGS	M	12-13	1:10:07	7	2
36772	Individual	JORDAN POPE	M	17-39	1:10:26	8	3
59276	Individual	DYLAN MAVE	M	17-39	1:10:59	9	4
73397	Individual	PEPIJN RENNINGS	M	12-13	1:12:20	10	3
15290	Individual	HUZAIFA MOHAMED	M	14-16	1:12:24	11	2
42594	Individual	DOMINIC CHICCARO	M	14-16	1:13:35	12	3
23198	Individual	ELSI HAUX	F	14-16	1:13:51	1	1
47134	Individual	WERNER PIENAAR	M	40+	1:15:03	13	1
60458	Individual	SARAH THORPE	F	17-39	1:15:10	2	1
52885	Individual	AMY COPE	F	14-16	1:17:24	3	2

57968	Individual	ELKE POWELL	F	17-39	1:18:35	4	2
23265	Individual	STEPHANUS LUKAS VAN WYK	M	40+	1:18:42	14	2
34090	Individual	DREMAR JACOBS	M	14-16	1:18:46	15	4
13608	Individual	OLIVER HIGGINS	M	14-16	1:19:21	16	5
73629	Individual	SHUAIB PEER	M	17-39	1:19:55	17	5
51874	Individual	BENJAMIN RABE	M	14-16	1:20:03	18	6
23875	Individual	KWANELE MHLANGO	M	14-16	1:20:48	19	7
91789	Individual	ANKE SCHROEDER	F	17-39	1:21:34	5	3
34608	Individual	GRANT WENTZEL	M	40+	1:21:43	20	3
17709	Individual	JENS VON DELFT	M	40+	1:22:26	21	4
91785	Individual	SHELDON SCHROEDER	M	40+	1:22:33	22	5
40464	Individual	JOSHUA STEYTLER	M	14-16	1:22:35	23	8
19536	Individual	MATTHEW HENDERSON	M	12-13	1:23:06	24	4
23197	Individual	LISA HAUX	F	17-39	1:23:39	6	4
45813	Individual	CHRISTINE HUDSON	F	40+	1:24:23	7	1
73431	Individual	ZED MCGLADDERY	M	40+	1:24:37	25	6
40462	Individual	CLAYTON STEYTLER	M	40+	1:24:46	26	7
57895	Individual	MICHAEL BRUNNER	M	17-39	1:26:58	27	6
63741	Individual	FRANCO CLAYTON	M	U11	1:27:00	28	3
23309	Individual	JONATHAN HIGGINS	M	40+	1:27:02	29	8
73797	Individual	JON-PAUL PARKER	M	17-39	1:27:03	30	7
73429	Individual	PAUL TONSING	M	14-16	1:27:22	31	9
36732	Individual	LUKA POSER	M	14-16	1:28:17	32	10
32366	Individual	MICHAEL NELSON-PALMER	M	17-39	1:29:00	33	8
73393	Individual	ANNETTE RENNINGS	F	40+	1:29:33	8	2
47594	Individual	DEAN MARTIN PETZER	M	40+	1:33:29	34	9
23737	Individual	KYLE ERSKINE	M	12-13	1:35:44	35	5
36248	Individual	GENEVIEVE FISH	F	17-39	1:36:45	9	5
36264	Individual	RUSSELL FISH	M	17-39	1:36:45	36	9
74499	Individual	LUCIEN FERNDAL	M	40+	1:37:20	37	10
32256	Individual	TIANO COOK	F	40+	1:37:38	10	3
13732	Individual	SEAN YELLAND	M	12-13	1:37:44	38	6
53708	Individual	BRETT PRICE	M	17-39	1:38:21	39	10
71685	Individual	CHANEL LOURENS	F	17-39	1:38:24	11	6
71684	Individual	MARIUS LOURENS	M	40+	1:38:24	40	11
36566	Individual	DARREN COLE	M	12-13	1:39:02	41	7
95208	Individual	ZOE KLOPPERS	F	12-13	1:40:27	12	1
93800	Individual	LEAH STEWART	F	U11	01:40:38	13	1
3201	Individual	ROB STEWART	M	40+	1:40:41	42	12
5165	Individual	SHELAGH LADBROOKE	F	40+	1:42:02	14	4
41419	Individual	LIESL VOIGTS	F	40+	1:42:30	15	5
20460	Individual	REBEKKA BOHMER	F	14-16	1:42:39	16	3
36512	Individual	MARK HAUX	M	14-16	1:43:19	43	11
96023	Individual	MDUMISENI SIKHAKHANE	M	17-39	1:43:20	44	11
15289	Individual	MICHAEL VAN DER MERWE	M	12-13	1:43:24	45	8
44810	Individual	AMANDA DAVINA MULDER	F	40+	1:45:24	17	6
23772	Individual	MICHELLE OPPERMAN	F	17-39	1:45:37	18	7
12640	Individual	PAUL SCRUBY	M	40+	1:48:44	46	13
59005	Individual	JARRED SCRUBY	M	12-13	1:48:46	47	9
25264	Individual	GREGG HILDER	M	12-13	1:53:14	48	10
23059	Individual	PIETER CHRISTIAAN VAN ROOYEN	M	12-13	1:53:49	49	11
53496	Individual	GARETH PRICE	M	40+	1:54:53	50	14
19537	Individual	ST JOHN VAN TICHELEN	M	12-13	1:57:50	51	12
36577	Individual	ABIGAIL HOLMES	F	U11	1:57:56	19	2
25263	Individual	BRYAN HILDER	M	40+	1:58:03	52	15

36576	Individual	PETER HOLMES	M	17-39	1:58:04	53	12
51953	Individual	RHONDA CHRISTIANSEN	F	17-39	2:02:36	20	8
36721	Individual	CLAUDIA SCHULENBURG	F	17-39	2:02:37	21	9
51960	Individual	LIEZL VOLKER	F	17-39	2:02:41	22	10
74039	Individual	JORDAN VON RAUENSTEIN	M	14-16	2:02:48	54	12
96015	Individual	LISA ABBOTT	F	17-39	2:04:08	23	11
53662	Individual	ADRIAN WILLARD DELPORT	M	40+	2:06:06	55	16
32257	Individual	ROBYN REESE COOK	F	12-13	2:30:45	24	2



AQUELLE HERMANNSBURG MUDMAN







04 February 2017

Half Team Swim

ROAG #	CATEGORY	NAME	GENDER	AGE CATEGORY	RACE TIME	OVERALL POSITION	AGE CATEGORY POSITION
20132	Team of 3	VHS 8.		17-39	0:54:34	1	1
36669	Team of 3	TEAM MBUZI		17-39	0:56:13	2	2
20461	Team of 3	PAIN KILLERS		17-39	0:58:57	3	3
92039	Team of 3	EK WEET NIE		17-39	0:59:33	4	4
36700	Team of 3	DREAM TEAM		17-39	0:59:50	5	5
22726	Team of 3	HMB 7		14-16	1:00:56	6	1
44888	Team of 3	HMB SCHOOL TRUST		17-39	1:01:58	7	6
36261	Team of 3	VHS 10		14-16	1:03:40	8	2
22727	Team of 3	HMB 3		17-39	1:03:51	9	7
72599	Team of 3	HMB 2		17-39	1:05:05	10	8
73415	Team of 3	TREVVIES		14-16	1:05:32	11	3
73394	Team of 2	RED EARTH RACING		17-39	1:06:01	1	1
23211	Team of 3	WORTH A TRY		14-16	1:07:52	12	4
8506	Team of 3	VHS 9		17-39	1:08:22	13	9
73486	Team of 3	BRACKEN LUMBER LADS		40+	1:08:51	14	1
72217	Team of 3	BOS THE OTHER TRY ATHLETES		17-39	1:10:31	15	10
23863	Team of 3	HMB 4		17-39	1:10:50	16	11
24101	Team of 3	VHS 4.		17-39	1:11:18	17	12
23813	Team of 3	HMB 1		14-16	1:12:32	18	5
46055	Team of 3	NTE		17-39	1:12:58	19	13
91676	Team of 3	BRACKEN BUSHBUILDERS		17-39	1:13:23	20	14
20143	Team of 3	VHS 1		14-16	1:14:40	21	6
7718	Team of 3	LACTIC ACID FLASHBACK		14-16	1:15:07	22	7
36606	Team of 3	PS HERMANNSBURG 1		12-13	1:16:50	23	1
22759	Team of 3	GREYTOWN HIGH CRUSADERS		17-39	1:17:09	24	15
72681	Team of 2	CHUBBY CHICKENS		17-39	1:17:33	2	2
73485	Team of 3	BRACKEN BANDITS		17-39	1:17:33	25	16
24235	Team of 3	R-C-SQUARED		14-16	1:18:11	26	8
36640	Team of 3	PLENNEGY'S BESTES		17-39	1:19:36	27	17
25131	Team of 3	VHS 5.		17-39	1:23:04	28	18
22970	Team of 3	GREYTOWN HIGH WARRIORS		17-39	1:23:30	29	19
73165	Team of 3	VHS 11		17-39	1:23:54	30	20
80763	Team of 3	BOS THE TRY ATHLETES		40+	1:25:30	31	2
55761	Team of 3	HMB 8		14-16	1:25:51	32	9
34253	Team of 3	SCRAMBLED LEGS		17-39	1:26:38	33	21
36362	Team of 3	HMB 5		17-39	1:26:54	34	22
36650	Team of 3	GREYTOWN HIGH RANGERS		17-39	1:28:47	35	23
36616	Team of 3	CLASH OF CLANS		12-13	1:29:10	36	2

36694	Team of 3	PS HERMANNSBURG 2		12-13	1:30:53	37	3
99000	Team of 3	TEAM SEVEN		17-39	1:31:23	38	24
91770	Team of 3	PLENNEGY'S BEST		40+	1:32:01	39	3
35801	Team of 3	CRUSADERS		17-39	1:32:35	40	25
25015	Team of 3	VHS 2		17-39	1:32:42	41	26
36678	Team of 3	KHAKI SPEEDCATS		U11	1:33:14	42	1
44969	Team of 3	PIDELTA CHICKS		40+	1:33:14	42	4
8968	Team of 2	PIDELTA MINI		17-39	1:34:30	3	3
48418	Team of 2	TEAM MACKIE		17-39	1:34:33	4	4
60128	Team of 3	POST MATRIC AMAZING		17-39	1:34:40	43	27
65600	Team of 3	DHS LUSH PUPPIES		17-39	1:38:06	44	28
36425	Team of 3	VHS 6		17-39	1:38:38	45	29
36139	Team of 3	VHS 3		17-39	1:39:03	46	30
36621	Team of 3	GREYTOWN HIGH REBELS		17-39	1:41:40	47	31
96016	Team of 2	TEAM ROAG		17-39	1:45:34	5	5
96018	Team of 4	TEAM MASSON			1:55:08	1	1
35915	Team of 3	DOMINION		17-39	1:55:19	48	32
36018	Team of 3	POSTIE GIRLS		17-39	2:10:40	49	33
72955	Team of 3	HMB 6		17-39	2:10:52	50	34

		<h1>AQUELLE HERMANNSBURG MUDMAN</h1>							
<i>04 February 2017</i>									
<i>Full Individual Paddle</i>									
ROAG #	CATEGORY	NAME	GENDER	AGE CATEGORY	RACE TIME	OVERALL POSITION	AGE CATEGORY POSITION		
50946	Individual	TIMOTHY LARSEN	M	U18	2:11:12	1	1		
4317	Individual	ANDRE BOOYSEN	M	40+	2:22:08	2	1		
13334	Individual	EMILIO CHICCARO	M	40+	2:33:26	3	2		
5339	Individual	JOHN LAGERWALL	M	40+	2:40:15	4	3		
13993	Individual	RENE RISCH	M	40+	2:40:56	5	4		
4322	Individual	LIZ BROWN	F	40+	2:42:53	1	1		

		<h1>AQUELLE HERMANNSBURG MUDMAN</h1>							
<i>04 February 2017</i>									
<i>Full Team Paddle</i>									
ROAG #	CATEGORY	NAME	GENDER	AGE CATEGORY	RACE TIME	OVERALL POSITION	AGE CATEGORY POSITION		
62940	Team of 3	VARISITY COLLEGE BLUE		Open	1:37:59	1	1		



AQUELLE HERMANNSBURG MUDMAN



04 February 2017

Full Individual Swim

ROAG #	CATEGORY	NAME	GENDER	AGE CATEGORY	RACE TIME	OVERALL POSITION	AGE CATEGORY POSITION
20111	Individual	MITCHELL GINSBERG	M	19-39	1:31:01	1	1
8060	Individual	DARRYN PURTELL	M	19-39	1:32:32	2	2
6856	Individual	TRAVERS PELLEW	M	19-39	1:40:38	3	3
52197	Individual	CHAD STEVENSON	M	U18	1:43:18	4	1
56049	Individual	SCOTT FISHER	M	U18	1:45:46	5	2
2502	Individual	HAYLEY SMITH	F	19-39	1:51:00	1	1
22805	Individual	JONATHAN STAMATIS	M	19-39	1:52:35	6	4
36604	Individual	ALEX KANEN	M	19-39	1:56:31	7	5
2112	Individual	AXEL POSER	M	40+	1:56:46	8	1
22304	Individual	WAYNE GOUWS	M	19-39	1:57:58	9	6
4504	Individual	BRENT YELLAND	M	U18	1:58:31	10	3
46334	Individual	GREGORY DU TOIT	M	U18	1:59:46	11	4
11298	Individual	MARTIN MEYER	M	19-39	2:01:15	12	7
13731	Individual	BRUCE YELLAND	M	40+	2:02:05	13	2
81309	Individual	ANDRE KLOPPERS	M	40+	2:06:20	14	3
17447	Individual	LINDA GATHMANN	F	19-39	2:07:31	2	2
93720	Individual	KYLE SPIRES	M	19-39	2:09:03	15	8
93677	Individual	BULLETTIE SWANEPOEL	M	19-39	2:10:24	16	9
16246	Individual	GARETH COLE	M	40+	2:10:41	17	4
12817	Individual	GABBY CARTER	F	U18	2:10:45	3	1
6532	Individual	ANTONY JARVIE	M	40+	2:11:04	18	5
75609	Individual	LINDA ERSKINE	F	40+	2:13:04	4	1
4779	Individual	BRENDON LONGHURST	M	40+	2:13:10	19	6
52431	Individual	NICHOLAS KEGGE	M	40+	2:13:12	20	7
25346	Individual	ALESSANDRO COWARD	M	19-39	2:14:49	21	10
91435	Individual	SEBASTIAN HICKS	M	19-39	2:15:36	22	11
56107	Individual	OSCAR HAPGOOD	M	U18	2:16:54	23	5
11428	Individual	MARLISE JOUBERT	F	40+	2:16:58	5	2
6871	Individual	BRANDON PENTOLFE	M	19-39	2:17:30	24	12
34690	Individual	BERNARD VAN DER WESTHUIZEN	M	19-39	2:18:40	25	13
58127	Individual	MURRAY HISCOCK	M	U18	2:20:37	26	6
72320	Individual	MYLES RIDL	M	19-39	2:20:57	27	14
46732	Individual	SOPHIE PEARCE	F	19-39	2:22:28	6	3
49801	Individual	JOHN LUGAR	M	40+	2:22:40	28	8
44419	Individual	JOHN BAINBRIDGE	M	40+	2:26:31	29	9
96009	Individual	JOSHUA HENDERSON	M	U18	2:27:48	30	7
34954	Individual	BERNHARD BORNMAN	M	19-39	2:27:52	31	15
80734	Individual	HARTMUT MICHAEL MINGAYE	M	19-39	2:29:54	32	16
4580	Individual	BRUCE WILSON	M	40+	2:31:48	33	10
64254	Individual	BRONWYN BRIDGEFORD	F	40+	2:33:19	7	3
36580	Individual	EMMA LECHMERE-OERTEL	F	U18	2:38:44	8	2
59455	Individual	IZETTE KRUGER	F	19-39	2:40:47	9	4
11264	Individual	CHARLES VAN DER SPUY	M	40+	2:43:34	34	11
46654	Individual	CHAD TYRER	M	19-39	2:43:37	35	17
51969	Individual	DIETER VOLKER	M	U18	2:43:56	36	8
75084	Individual	WAYNE ABBOTT	M	19-39	2:51:17	37	18
11504	Individual	KEVIN MEYER	M	19-39	2:53:10	38	19

36607	Individual	THOMAS LECHMERE-OERTEL	M	U18	2:53:18	39	9
36578	Individual	RICHARD LECHMERE-OERTEL	M	40+	2:53:21	40	12
52085	Individual	CONRAD BRITS	M	19-39	2:56:07	41	20
46652	Individual	IAN TYRER	M	40+	3:04:02	42	13
91307	Individual	BRYN TYRER	M	19-39	3:05:12	43	21
59807	Individual	LEESA BISHOP	F	19-39	3:19:40	10	5
62470	Individual	DAVID BISHOP	M	40+	3:19:40	44	14



AQUELLE HERMANNSBURG MUDMAN



04 February 2017

Full Team Swim

ROAG #	CATEGORY	NAME	GENDER	AGE CATEGORY	RACE TIME	OVERALL POSITION	AGE CATEGORY POSITION
36736	Team of 3	VARSITY COLLEGE GREEN		Open	1:30:58	1	1
9303	Team of 3	NOT AGAIN!		Open	1:46:03	2	2
36511	Team of 3	YAGE		U18	1:54:07	3	1
72550	Team of 3	TEAM WHITE ELEPHANT		Open	1:58:36	4	3
36729	Team of 3	VMV		Open	2:14:04	5	4
13142	Team of 3	DASHING DOLPHINS		Open	2:14:32	6	5
80569	Team of 3	FUCKOWIE		Open	2:17:32	7	6
40254	Team of 3	PIDELTA 1		Open	2:18:15	8	7
51805	Team of 3	GUN SLINGERS		Open	2:30:05	9	8
22919	Team of 2	YOUNG BULLETS		U18	2:46:48	1	1
44019	Team of 3	FUNKY MONKEYS		Open	2:58:42	10	9