


17 March 2019

Dirtman

| ROAG # | CATEGORY | NAME | GENDER | AGE CATEGORY | RACE TIME | OVERALL POSITION | AGE CATEGORY POSITION |
|--------|------------|----------------------|--------|--------------|-----------|------------------|-----------------------|
| 46420 | Individual | KIERAN BLUNT | M | 17-39 | 0:46:59 | 1 | 1 |
| 77903 | Individual | ROSS PALFRAMAN | M | 14-16 | 0:51:36 | 2 | 1 |
| 23112 | Individual | BRENT CORCORAN | M | 40+ | 0:53:11 | 3 | 1 |
| 56424 | Individual | JONATHAN WERTH | M | 12-13 | 0:54:22 | 4 | 1 |
| 77905 | Individual | GREG PALFRAMAN | M | 12-13 | 0:55:39 | 5 | 2 |
| 59164 | Individual | LIAM BECKET | M | U11 | 0:56:31 | 6 | 1 |
| 60653 | Individual | ABIGAIL LARSEN | F | 14-16 | 0:57:01 | 1 | 1 |
| 48159 | Individual | CRAIG STEEL | M | 40+ | 0:58:11 | 7 | 2 |
| 72660 | Individual | CHRISTOPHER LEE | M | 40+ | 0:58:26 | 8 | 3 |
| 81014 | Individual | EBRAHIM LAKHI | M | 17-39 | 0:59:29 | 9 | 2 |
| 21411 | Individual | ALLAN POTGIETER | M | 17-39 | 1:01:43 | 10 | 3 |
| 4529 | Individual | MARK GUTRIDGE | M | 40+ | 1:01:46 | 11 | 4 |
| 16537 | Individual | CHRISTOPHER BLYTH | M | 40+ | 1:02:03 | 12 | 5 |
| 90337 | Individual | TSHEPO TSAMBO | M | 17-39 | 1:02:33 | 13 | 4 |
| 44520 | Individual | MICHAEL TERRY | M | 40+ | 1:02:57 | 14 | 6 |
| 9227 | Individual | CLAIR GOOSEN SMALL | F | 17-39 | 1:03:48 | 2 | 1 |
| 24075 | Individual | SEBASTIEN LE ROUX | M | 12-13 | 1:05:08 | 15 | 3 |
| 71685 | Individual | CHANEL LOURENS | F | 40+ | 1:05:44 | 3 | 1 |
| 71684 | Individual | MARIUS LOURENS | M | 40+ | 1:05:45 | 16 | 7 |
| 38718 | Individual | JAYDEN GRAY | M | 12-13 | 1:05:53 | 17 | 4 |
| 1271 | Individual | RORKE GEHREN | M | U9 | 1:14:03 | 18 | 1 |
| 86952 | Individual | CAITLIN CORCORAN | F | 17-39 | 1:14:12 | 4 | 2 |
| 67195 | Individual | DUNCAN MUIR | M | U10 | 1:14:54 | 19 | 1 |
| 39348 | Individual | THOMAS LEATHERN | M | U10 | 1:15:44 | 20 | 2 |
| 24056 | Individual | GEORGIE HENDERSON | F | 12-13 | 1:15:50 | 5 | 1 |
| 18030 | Individual | KATE BEKKER | F | 12-13 | 1:15:51 | 6 | 2 |
| 67008 | Individual | CAMERON HOHLS | M | U11 | 1:16:06 | 21 | 2 |
| 90844 | Individual | KENNITH OUTRAM | M | 12-13 | 1:17:20 | 22 | 5 |
| 73610 | Individual | HARRY VICKERY | M | 12-13 | 1:17:40 | 23 | 6 |
| 16129 | Individual | BIANCA JANSSEN | F | 17-39 | 1:17:53 | 7 | 3 |
| 84481 | Individual | ABDULLAH VALLY | M | 17-39 | 1:18:15 | 24 | 5 |
| 8669 | Individual | DARYL COOPER | M | 40+ | 1:20:13 | 25 | 8 |
| 59161 | Individual | CRAIG BECKET | M | 40+ | 1:21:10 | 26 | 9 |
| 54311 | Individual | MARK FERREIRA | M | 40+ | 1:21:11 | 27 | 10 |
| 90982 | Individual | MARC PAUL ISABELLE | M | 12-13 | 1:21:19 | 28 | 7 |
| 37577 | Individual | THIVAAR MUDALIAR | M | 12-13 | 1:22:10 | 29 | 8 |
| 37683 | Individual | JOSHUA JULIUS | M | 12-13 | 1:22:10 | 30 | 9 |
| 90519 | Individual | CHRISTO ELLIOT | M | 17-39 | 1:22:26 | 31 | 6 |
| 67382 | Individual | JOSHUA CORCORAN | M | U10 | 1:22:35 | 32 | 3 |
| 67313 | Individual | OLIVER VICKERY | M | U11 | 1:24:26 | 33 | 3 |
| 67076 | Individual | DANIEL MARSHALL | M | U10 | 1:24:59 | 34 | 4 |
| 83683 | Individual | VUYISA MQOKIYANA | M | U11 | 1:26:19 | 35 | 4 |
| 39395 | Individual | OLIVER HOATSON | M | U11 | 1:26:21 | 36 | 5 |
| 66877 | Individual | RORY CRAWFORD | M | 17-39 | 1:26:46 | 37 | 7 |
| 37681 | Individual | JOSHUA EASTHORPE | M | 12-13 | 1:27:09 | 38 | 10 |
| 14268 | Individual | DIANE ATKINSON | F | 40+ | 1:27:28 | 8 | 2 |
| 95572 | Individual | HAROLD ATKINSON | M | 40+ | 1:27:30 | 39 | 11 |
| 83679 | Individual | SBONAKELE KHOZA | M | U11 | 1:27:56 | 40 | 6 |
| 9100 | Individual | LEIGH HITCHCOX | F | 17-39 | 1:28:50 | 9 | 4 |
| 44810 | Individual | AMANDA DAVINA MULDER | F | 40+ | 1:29:09 | 10 | 3 |
| 91112 | Individual | RUPERT BABER | M | 40+ | 1:32:36 | 41 | 12 |

| | | | | | | | |
|-------|------------|-------------------|---|-------|---------|----|----|
| 91113 | Individual | JOHNATHAN BABER | M | 12-13 | 1:32:37 | 42 | 11 |
| 24051 | Individual | ADAM ZAMMIT | M | 12-13 | 1:32:55 | 43 | 12 |
| 20186 | Individual | TARYN MCARTHUR | F | 40+ | 1:33:20 | 11 | 4 |
| 60410 | Individual | BRETT GEHREN | M | 40+ | 1:35:29 | 44 | 13 |
| 67462 | Individual | TRISHA HULSE | F | U10 | 1:35:32 | 12 | 1 |
| 86622 | Individual | ALISON RETIEF | F | 17-39 | 1:36:27 | 13 | 5 |
| 90035 | Individual | ANDREW RUDLING | M | 17-39 | 1:36:29 | 45 | 8 |
| 86658 | Individual | CARRIE SCHONBORN | F | 17-39 | 1:38:48 | 14 | 6 |
| 83652 | Individual | BANELE PHOSWA | M | U11 | 1:40:23 | 46 | 7 |
| 67210 | Individual | ALEX ROBERTS | M | 12-13 | 1:42:00 | 47 | 13 |
| 67186 | Individual | JAMES WARE | M | U10 | 1:42:05 | 48 | 5 |
| 67181 | Individual | JAMES LONGMORE | M | U10 | 1:42:05 | 49 | 6 |
| 67437 | Individual | ARAV LALLOO | M | U11 | 1:45:30 | 50 | 8 |
| 90889 | Individual | GYAN NANKAN | M | 40+ | 1:49:14 | 51 | 14 |
| 67301 | Individual | TAHIL NANKAN | M | U11 | 1:49:14 | 52 | 9 |
| 67237 | Individual | ANDISWA MAHLASE | M | U11 | 1:51:41 | 53 | 10 |
| 73568 | Individual | CARYN MAITLAND | F | 40+ | 2:06:37 | 15 | 5 |
| 91067 | Individual | HANRU VAN NIEKERK | M | 12-13 | 2:06:43 | 54 | 14 |
| 67172 | Individual | SHIVAAN BHANA | M | 12-13 | 2:10:19 | 55 | 15 |
| 67230 | Individual | FRANKO BOCKING | M | 12-13 | 2:10:22 | 56 | 16 |
| 86467 | Individual | FIROZA LAKHI | F | 40+ | 2:13:45 | 16 | 6 |
| 83580 | Individual | YESHAYLIN CHETTY | M | U11 | 2:15:04 | 57 | 11 |

|  AQUELLÉ CORDWALLES MUDMAN  | | | | | | | |
|---|------------|---------------------|--------|--------------|-----------|------------------|-----------------------|
| 17 March 2019 | | | | | | | |
| Half Paddle | | | | | | | |
| ROAG # | CATEGORY | NAME | GENDER | AGE CATEGORY | RACE TIME | OVERALL POSITION | AGE CATEGORY POSITION |
| 14528 | Individual | LUKE TRELEAVEN | M | U10 | 1:01:04 | 1 | 1 |
| 23855 | Individual | ABBEY HACKLAND | F | 12-13 | 1:07:23 | 1 | 1 |
| 2548 | Individual | JEAN HACKLAND | F | 40+ | 1:07:31 | 2 | 1 |
| 86568 | Team of 3 | COLENBRANDERTEAM3 | | 17-39 | 1:11:35 | 1 | 1 |
| 4143 | Team of 3 | THE GOTTE | | 17-39 | 1:11:38 | 2 | 2 |
| 71134 | Individual | JESSICA BEHN | F | 14-16 | 1:14:54 | 3 | 1 |
| 73582 | Team of 3 | DUSTBUSTERS | | 12-13 | 1:16:05 | 3 | 1 |
| 37854 | Individual | BRYCE SEIDLER | M | U11 | 1:16:41 | 2 | 1 |
| 96432 | Team of 3 | MUDDY PRINCESSES | | 14-16 | 1:22:08 | 4 | 1 |
| 67272 | Individual | REX WARDLAW | M | U10 | 1:26:37 | 3 | 2 |
| 37531 | Individual | JAMES WARDLAW | M | 40+ | 1:26:41 | 4 | 1 |
| 12644 | Individual | NOLLIE DUVENAGE | M | 17-39 | 1:27:05 | 5 | 1 |
| 66967 | Team of 3 | TAMIL TIGERS | | 17-39 | 1:29:08 | 5 | 3 |
| 62146 | Individual | CAYCEE LUND | F | 12-13 | 1:30:30 | 4 | 2 |
| 74314 | Individual | AMY HULETT | F | 14-16 | 1:30:37 | 5 | 2 |
| 67147 | Team of 3 | MAKULU BAAS | | 17-39 | 1:30:46 | 6 | 4 |
| 40921 | Team of 2 | TEAM LEWIS | | 17-39 | 1:32:14 | 1 | 1 |
| 90333 | Team of 3 | BALLIES. | | 40+ | 1:34:14 | 7 | 1 |
| 37354 | Individual | BRADLEY COOK | M | U11 | 1:39:26 | 6 | 2 |
| 71264 | Individual | AMANDA SEIDLER | F | 40+ | 1:43:11 | 6 | 2 |
| 67196 | Individual | SAMUEL DEANE | M | 12-13 | 1:47:16 | 7 | 1 |
| 37344 | Individual | CAMERON DUCKHAM | F | 12-13 | 1:53:29 | 7 | 3 |
| 90288 | Team of 3 | COLENBRANDER TEAM 1 | | 40+ | 2:13:29 | 8 | 2 |



AQUELLÉ CORDWALLES MUDMAN



17 March 2019



Half Swim



| ROAG # | CATEGORY | NAME | GENDER | AGE CATEGORY | RACE TIME | OVERALL POSITION | AGE CATEGORY POSITION |
|--------|------------|---------------------|--------|--------------|-----------|------------------|-----------------------|
| 81342 | Team of 3 | VHS 1 | | 17-39 | 0:47:58 | 1 | 1 |
| 40464 | Individual | JOSHUA STEYTLER | M | 14-16 | 0:49:43 | 1 | 1 |
| 73395 | Individual | HUGO RENNINGS | M | 14-16 | 0:51:15 | 2 | 2 |
| 69386 | Team of 3 | AMY & THE AMIGOS | | 17-39 | 0:52:15 | 2 | 2 |
| 73165 | Team of 3 | VHS T1 | | 17-39 | 0:52:37 | 3 | 3 |
| 9861 | Individual | NATHAN FOSTER | M | 12-13 | 0:53:32 | 3 | 1 |
| 81111 | Team of 3 | VHS 3 | | 17-39 | 0:54:33 | 4 | 4 |
| 37593 | Individual | JOSHUA BENADIE | M | 17-39 | 0:54:36 | 4 | 1 |
| 14527 | Team of 3 | RRA GOD OF THE MUD | | 12-13 | 0:54:38 | 5 | 1 |
| 47716 | Team of 3 | VHS 2 | | 14-16 | 0:55:29 | 6 | 1 |
| 73397 | Individual | PEPIJN RENNINGS | M | 14-16 | 0:56:49 | 5 | 3 |
| 48323 | Individual | OWEN HIGGINS | M | 14-16 | 0:57:41 | 6 | 4 |
| 12816 | Individual | AIDAN CARTER | M | 14-16 | 0:58:10 | 7 | 5 |
| 74042 | Individual | ERIC LAUWRENS | M | 14-16 | 0:59:26 | 8 | 6 |
| 23768 | Team of 3 | THE END IS IN SIGHT | | 12-13 | 1:00:07 | 7 | 2 |
| 73393 | Team of 2 | THE STARS | | 40+ | 1:00:22 | 1 | 1 |
| 90475 | Team of 3 | HAKUNA MATATAS | | 17-39 | 1:01:57 | 8 | 5 |
| 72666 | Individual | JOSHUA LEE | M | 17-39 | 1:02:11 | 9 | 2 |
| 81084 | Team of 3 | HMB 2 | | 17-39 | 1:02:27 | 9 | 6 |
| 23813 | Team of 3 | HMB 1 | | 17-39 | 1:02:29 | 10 | 7 |
| 90012 | Team of 3 | THE YOUNG GUNS | | 17-39 | 1:03:24 | 11 | 8 |
| 69059 | Individual | KARL RINDFLEISCH | M | 14-16 | 1:04:18 | 10 | 7 |
| 90253 | Team of 3 | THE BOYS | | 12-13 | 1:04:20 | 12 | 3 |
| 51874 | Individual | BENJAMIN RABE | M | 14-16 | 1:04:23 | 11 | 8 |
| 7364 | Team of 2 | ROUTENBACH | | 17-39 | 1:05:22 | 2 | 1 |
| 73705 | Team of 3 | THE AVENGERS | F | 14-16 | 1:06:30 | 1 | 1 |
| 67126 | Individual | ETHAN ANTONY MUIR | M | 12-13 | 1:06:47 | 12 | 2 |
| 96473 | Individual | TRISTAN ATKINSON | M | 12-13 | 1:06:55 | 13 | 3 |
| 5347 | Individual | CHESTER FOSTER | M | 40+ | 1:07:19 | 14 | 1 |
| 73875 | Individual | HANNAH BULLOCK | F | 12-13 | 1:07:33 | 1 | 1 |
| 37540 | Team of 3 | THE ARMADILLOS | | 12-13 | 1:08:01 | 13 | 4 |
| 45106 | Individual | DAVID STEYN | M | U11 | 1:09:02 | 15 | 1 |
| 35183 | Individual | CADE BROADHURST | M | 12-13 | 1:09:19 | 16 | 4 |
| 75435 | Individual | NATHAN GRAHAM | M | 14-16 | 1:09:31 | 17 | 9 |
| 73394 | Individual | LIEVE RENNINGS | F | U11 | 1:09:41 | 2 | 1 |
| 86158 | Individual | GREGOR DU RANDT | M | 12-13 | 1:09:47 | 18 | 5 |
| 14213 | Individual | TAMLIN GOODALL | F | 17-39 | 1:09:59 | 3 | 1 |
| 37405 | Team of 3 | THE ASSASSINS | | 12-13 | 1:10:11 | 14 | 5 |
| 13608 | Individual | OLIVER HIGGINS | M | 17-39 | 1:10:37 | 19 | 3 |
| 24122 | Individual | BRADLEY CLARK | M | 14-16 | 1:11:00 | 20 | 10 |
| 86683 | Team of 3 | DHS ONE HIT WONDERS | | 17-39 | 1:11:08 | 15 | 9 |
| 59162 | Individual | DANIEL BECKET | M | 12-13 | 1:11:13 | 21 | 6 |
| 67441 | Team of 3 | MUDMAN MUCKERS | | U11 | 1:11:20 | 16 | 1 |
| 43864 | Individual | SCHEUGNET FOURIE | F | 40+ | 1:11:26 | 4 | 1 |
| 80586 | Team of 2 | T AND C | | 17-39 | 1:11:43 | 3 | 2 |
| 24124 | Individual | JONTY CLARK | M | 14-16 | 1:12:12 | 22 | 11 |
| 68689 | Individual | MITCHELL BRYAN BOIK | M | 12-13 | 1:12:18 | 23 | 7 |
| 84596 | Team of 3 | LAZY LOUW'S | | 12-13 | 1:13:03 | 17 | 6 |
| 41714 | Individual | EWAN DU PLOOY | M | 12-13 | 1:14:02 | 24 | 8 |
| 54787 | Team of 3 | THUNDER BOLTS | | 12-13 | 1:14:33 | 18 | 7 |
| 39343 | Team of 3 | DBC 10 | | 12-13 | 1:14:35 | 19 | 8 |

| | | | | | | | |
|-------|------------|---------------------|---|-------|---------|----|----|
| 10853 | Individual | SUE CHAPMAN | F | 40+ | 1:14:37 | 5 | 2 |
| 12815 | Individual | CHANTEL CARTER | F | 40+ | 1:14:45 | 6 | 3 |
| 93805 | Individual | NINA RAUTENBACH | F | U11 | 1:14:47 | 7 | 2 |
| 10244 | Individual | GERT RAUTENBACH | M | 40+ | 1:14:47 | 25 | 2 |
| 60727 | Individual | LLOYD JARRETT | M | 17-39 | 1:15:36 | 26 | 4 |
| 67097 | Team of 3 | DBC 7 | | 14-16 | 1:15:56 | 20 | 2 |
| 73478 | Individual | JORDAN FRYER DUDLEY | M | 12-13 | 1:15:59 | 27 | 9 |
| 10223 | Individual | EDDIE RABE | M | 40+ | 1:16:35 | 28 | 3 |
| 67227 | Team of 2 | THE MINI OX'S | | 12-13 | 1:16:36 | 4 | 1 |
| 80410 | Individual | THOMAS STREET | M | U11 | 1:16:43 | 29 | 2 |
| 91154 | Individual | CAMRYNN HIGGINS | M | 14-16 | 1:17:07 | 30 | 12 |
| 82597 | Individual | JENNA GODDARD | F | 14-16 | 1:18:07 | 8 | 1 |
| 85308 | Team of 2 | NORTH TO SOUTH | | 17-39 | 1:18:38 | 5 | 3 |
| 91121 | Team of 3 | JOLLY DODGERS | | 12-13 | 1:19:23 | 21 | 9 |
| 74276 | Individual | JOHANNA FUCHS | F | 17-39 | 1:19:24 | 9 | 2 |
| 37377 | Team of 3 | DHS DREAM TEAM | | 14-16 | 1:19:30 | 22 | 3 |
| 90710 | Team of 3 | DBC 13 | | U11 | 1:19:44 | 23 | 2 |
| 68963 | Team of 3 | STREET. | | 17-39 | 1:19:45 | 24 | 10 |
| 18029 | Individual | MITCHELL BEKKER | M | U10 | 1:21:04 | 31 | 1 |
| 25536 | Individual | GENEVIEVE SINCLAIR | F | U11 | 1:21:06 | 10 | 3 |
| 27488 | Individual | JUSTIN BEKKER | M | 40+ | 1:21:09 | 32 | 4 |
| 86552 | Team of 3 | MUDMADNESS | | 12-13 | 1:21:19 | 25 | 10 |
| 90741 | Team of 2 | DBC 16 | | 12-13 | 1:21:31 | 6 | 2 |
| 67171 | Team of 2 | MUD BROS | | 14-16 | 1:21:40 | 7 | 1 |
| 90970 | Individual | MATTHEW CAROLAN | M | 12-13 | 1:21:57 | 33 | 10 |
| 54789 | Individual | LIBBY CHAPMAN | F | U10 | 1:22:02 | 11 | 1 |
| 4335 | Individual | LANCE CHAPMAN | M | 40+ | 1:22:02 | 34 | 5 |
| 40714 | Individual | DANIEL PECKHAM | M | 14-16 | 1:22:08 | 35 | 13 |
| 45144 | Individual | JOAQUIM ABREU | M | 12-13 | 1:22:15 | 36 | 11 |
| 20780 | Individual | MONIQUE FRIEND | F | 12-13 | 1:22:22 | 12 | 2 |
| 11274 | Individual | ADRIAN MARITZ | M | 17-39 | 1:22:47 | 37 | 5 |
| 39372 | Team of 3 | DBC 17 | | 12-13 | 1:23:04 | 26 | 11 |
| 69510 | Individual | TIMOTHY GRAHAM | M | 12-13 | 1:23:13 | 38 | 12 |
| 37598 | Individual | ADAM KLEIN | M | 12-13 | 1:23:41 | 39 | 13 |
| 23309 | Individual | JONATHAN HIGGINS | M | 40+ | 1:23:52 | 40 | 6 |
| 11504 | Individual | KEVIN MEYER | M | 17-39 | 1:24:07 | 41 | 6 |
| 67465 | Individual | MURRAY MCHUGH | M | U11 | 1:24:21 | 42 | 3 |
| 40960 | Individual | KARLA VAN EEDEN | F | 17-39 | 1:24:52 | 13 | 3 |
| 66951 | Individual | IMRAN MAHOMED | M | U10 | 1:25:24 | 43 | 2 |
| 12100 | Individual | PAUL COLVIN | M | 40+ | 1:25:57 | 44 | 7 |
| 95456 | Individual | TIMOTHY SINCLAIR | M | 40+ | 1:26:07 | 45 | 8 |
| 25538 | Individual | DYLAN SINCLAIR | M | U9 | 1:26:07 | 45 | 1 |
| 39213 | Team of 3 | THE BLONDIES | | 17-39 | 1:26:09 | 27 | 11 |
| 46411 | Team of 3 | MUDBUDS | | 14-16 | 1:26:14 | 28 | 4 |
| 37623 | Individual | MICHAEL BENADIE | M | U11 | 1:26:32 | 46 | 4 |
| 37384 | Team of 3 | DRAMA LAMAS | | 12-13 | 1:26:59 | 29 | 12 |
| 66922 | Team of 2 | DBC 4 | | 14-16 | 1:27:26 | 8 | 2 |
| 88046 | Individual | KEI WREN | M | U10 | 1:27:40 | 47 | 3 |
| 44599 | Individual | GRAHAM WREN | M | 17-39 | 1:27:41 | 48 | 7 |
| 86556 | Team of 3 | COLENBRANDER TEAM 2 | | 17-39 | 1:28:01 | 30 | 12 |
| 52674 | Individual | ADAM MAHOMED | M | 14-16 | 1:28:19 | 49 | 14 |
| 90771 | Team of 3 | DBC 18 | | U11 | 1:28:32 | 31 | 3 |
| 99937 | Individual | MATTHEW LONGMORE | M | U11 | 1:28:36 | 50 | 5 |
| 24071 | Individual | GARETH EGBERINK | M | 12-13 | 1:28:43 | 51 | 14 |
| 53476 | Individual | CRAIG EGBERINK | M | 40+ | 1:28:45 | 52 | 9 |
| 24069 | Individual | JAMES EGBERINK | M | 14-16 | 1:28:55 | 53 | 15 |
| 40322 | Individual | OLGA MULLER | F | 40+ | 1:29:03 | 14 | 4 |
| 96465 | Individual | CRAIG LONGMORE | M | 40+ | 1:30:15 | 54 | 10 |
| 80948 | Team of 3 | DHS SPEED BUMPS | | 17-39 | 1:30:31 | 32 | 13 |

| | | | | | | | |
|-------|------------|--------------------------------|---|-------|---------|----|----|
| 10245 | Individual | JOHAN RAUTENBACH | M | 17-39 | 1:30:46 | 55 | 8 |
| 67349 | Individual | VIDA BOSHOF | F | U11 | 1:31:06 | 15 | 4 |
| 59118 | Individual | CALLUM HENDERSON | M | 12-13 | 1:31:07 | 56 | 15 |
| 41312 | Individual | YOLANDE BOSHOF | F | 17-39 | 1:31:16 | 16 | 4 |
| 9415 | Individual | STEPHAN CONGDON | M | 40+ | 1:31:16 | 57 | 11 |
| 1576 | Individual | GUY HENDERSON | M | 40+ | 1:31:27 | 58 | 12 |
| 90775 | Team of 3 | DBC 19 | | 12-13 | 1:32:52 | 33 | 13 |
| 90413 | Individual | JEMMA MUIR | F | 14-16 | 1:32:53 | 17 | 2 |
| 67460 | Individual | JULIA HULSE | F | 12-13 | 1:33:41 | 18 | 3 |
| 67120 | Individual | WA HARRIS | F | 17-39 | 1:33:48 | 19 | 5 |
| 67122 | Individual | JOSHUA HARRIS | M | U11 | 1:34:00 | 59 | 6 |
| 25968 | Individual | CHASE MASKELL | M | U11 | 1:34:00 | 60 | 7 |
| 7150 | Team of 3 | DBC 9 | | 17-39 | 1:34:32 | 34 | 14 |
| 41683 | Team of 2 | FAV COUSINS | | 19-39 | 1:35:24 | 9 | 1 |
| 9363 | Individual | PETER MASKELL | M | 40+ | 1:35:25 | 61 | 13 |
| 90670 | Team of 2 | DBC 1 | | 14-16 | 1:35:33 | 10 | 3 |
| 37913 | Individual | DANE HARRISON | M | U11 | 1:35:41 | 62 | 8 |
| 65316 | Individual | IAN LINDSEY | M | 40+ | 1:37:07 | 63 | 14 |
| 40850 | Individual | PAMELA CHADDERTON | F | 40+ | 1:37:10 | 20 | 5 |
| 90254 | Individual | OLIVER JARVIE | M | U11 | 1:37:13 | 64 | 9 |
| 86660 | Individual | ROSS MCHUGH | M | 40+ | 1:37:14 | 65 | 15 |
| 50611 | Individual | DARRYL KLASSEN | M | 40+ | 1:37:17 | 66 | 16 |
| 36271 | Individual | LUKE KLASSEN | M | U11 | 1:37:18 | 67 | 10 |
| 46235 | Individual | BRENDAN CARSHAGEN | M | 40+ | 1:37:29 | 68 | 17 |
| 59548 | Individual | SEAN MCHUGH | M | 40+ | 1:37:29 | 69 | 18 |
| 66901 | Individual | CLAIRE DU PLESSIS | F | U9 | 1:37:33 | 21 | 1 |
| 17458 | Individual | ANDREW DU PLESSIS | M | 40+ | 1:37:34 | 70 | 19 |
| 83599 | Team of 3 | DHS PEANUT BUTTER & JELLY LEGS | | 17-39 | 1:37:38 | 35 | 15 |
| 37674 | Individual | LISA CARSHAGEN | F | 12-13 | 1:37:44 | 22 | 4 |
| 90972 | Individual | SAMANTHA CAROLAN | F | U11 | 1:38:34 | 23 | 5 |
| 67137 | Individual | DAVID COLENBRANDER | M | U11 | 1:39:26 | 71 | 11 |
| 71260 | Individual | PENELOPE CAROLAN | F | 40+ | 1:39:31 | 24 | 6 |
| 64121 | Individual | REBECCA HOATSON | F | U11 | 1:39:33 | 25 | 6 |
| 93552 | Individual | ADAM CAMERON | M | 14-16 | 1:40:09 | 72 | 16 |
| 73716 | Individual | DAVID JAMES SOMERVILLE | M | 17-39 | 1:40:21 | 73 | 9 |
| 66959 | Individual | RHETT BEAUMONT | M | U10 | 1:40:31 | 74 | 4 |
| 60397 | Individual | KYLE CAMERON | M | 12-13 | 1:41:09 | 75 | 16 |
| 80340 | Team of 3 | VHS 4 | | 14-16 | 1:41:29 | 36 | 5 |
| 43442 | Individual | CLAIRE HOATSON | F | 17-39 | 1:42:35 | 26 | 6 |
| 80342 | Team of 3 | VHS 5 | | 14-16 | 1:43:52 | 37 | 6 |
| 80340 | Team of 3 | VHS 4 | | 14-16 | 1:43:57 | 38 | 7 |
| 84531 | Individual | JAMES GOTTE | M | U11 | 1:44:02 | 76 | 12 |
| 62038 | Individual | DUNCAN REID | M | 17-39 | 1:45:03 | 77 | 10 |
| 24026 | Individual | SAMUEL BROMAGE | M | U11 | 1:45:28 | 78 | 13 |
| 37852 | Individual | TATE SEIDLER | M | U10 | 1:45:54 | 79 | 5 |
| 8679 | Individual | GAVIN SEIDLER | M | 40+ | 1:45:58 | 80 | 20 |
| 37346 | Individual | JARED ALLPASS | M | 12-13 | 1:46:35 | 81 | 17 |
| 52673 | Individual | ASLAAM MAHOMED | M | 40+ | 1:47:59 | 82 | 21 |
| 24027 | Individual | JOSHUA BROMAGE | M | U9 | 1:48:02 | 83 | 2 |
| 4279 | Team of 2 | SISTERS | | 40+ | 1:48:07 | 11 | 2 |
| 30285 | Team of 2 | LAUREL AND HARDY | | U11 | 1:48:08 | 12 | 1 |
| 75214 | Individual | RACHEL SHEARD | F | U9 | 1:48:32 | 27 | 2 |
| 4487 | Individual | ANDREW SHEARD | M | 40+ | 1:48:33 | 84 | 22 |
| 81312 | Individual | MICHELLE REID | F | 40+ | 1:48:39 | 28 | 7 |
| 6776 | Individual | IAIN BROMAGE | M | 40+ | 1:48:55 | 85 | 23 |
| 52039 | Team of 3 | 8 LEGS | | 17-39 | 1:49:44 | 39 | 16 |
| 82688 | Individual | HEATH BULLOCK | M | U10 | 1:53:23 | 86 | 6 |
| 47137 | Individual | GRANT BULLOCK | M | 40+ | 1:53:34 | 87 | 24 |
| 72669 | Individual | ROXANE NIEMANDT | F | 17-39 | 1:53:55 | 29 | 7 |

| | | | | | | | |
|-------|------------|--------------------|---|-------|---------|----|----|
| 84553 | Individual | DANIEL DUCKHAM | M | U9 | 1:55:05 | 88 | 3 |
| 99367 | Individual | DONAVAN DUCKHAM | M | 40+ | 1:55:06 | 89 | 25 |
| 90734 | Team of 3 | DBC 15 | | U11 | 1:55:28 | 40 | 4 |
| 62142 | Individual | JAIME ADDIS | F | 12-13 | 1:56:54 | 30 | 5 |
| 71989 | Individual | JACQUI CARSHAGEN | F | 40+ | 1:57:58 | 31 | 8 |
| 8350 | Individual | ETHAN KING | M | U11 | 1:58:05 | 90 | 14 |
| 90942 | Individual | JACK COVENTRY | M | U11 | 1:58:10 | 91 | 15 |
| 24011 | Team of 2 | COOPER | | 17-39 | 1:58:52 | 13 | 4 |
| 96450 | Individual | DECLAN COX | M | 17-39 | 2:02:01 | 92 | 11 |
| 66962 | Individual | AVA BEAUMONT | F | U11 | 2:05:18 | 32 | 7 |
| 67073 | Team of 3 | GOOGIRLS | | U9 | 2:06:59 | 41 | 1 |
| 90244 | Individual | BARRY FRYER DUDLEY | M | 40+ | 2:07:01 | 93 | 26 |
| 1411 | Individual | MATHILDA SELBY | F | 12-13 | 2:07:22 | 33 | 6 |
| 90720 | Team of 3 | DBC 14 | | U11 | 2:12:04 | 42 | 5 |
| 73759 | Individual | NICOLA WEST | F | 17-39 | 2:13:43 | 34 | 8 |
| 67050 | Individual | NATHAN DANIEL | M | U11 | 2:27:48 | 94 | 16 |

|  AQUELLÉ CORDWALLES MUDMAN  | | | | | | | |
|---|------------|------------------------------|--------|--------------|-----------|------------------|-----------------------|
| 17 March 2019 | | | | | | | |
| Full Paddle | | | | | | | |
| ROAG # | CATEGORY | NAME | GENDER | AGE CATEGORY | RACE TIME | OVERALL POSITION | AGE CATEGORY POSITION |
| 43564 | Individual | DAVID MORRIS | M | 19-39 | 1:39:47 | 1 | 1 |
| 90940 | Individual | JULI MORRIS | F | 19-39 | 1:42:42 | 1 | 1 |
| 10592 | Individual | ROSS TRELEAVEN | M | 40+ | 1:45:39 | 2 | 1 |
| 10550 | Individual | GINA TRELEAVEN | F | 40+ | 1:54:00 | 2 | 1 |
| 80779 | Individual | MURRAY BEHN | M | U18 | 1:58:30 | 3 | 1 |
| 47200 | Individual | BRETT WILLSON | M | 19-39 | 1:58:37 | 4 | 2 |
| 8844 | Individual | BARRY HULETT | M | 40+ | 2:02:24 | 5 | 2 |
| 4322 | Individual | LIZ BROWN | F | 40+ | 2:13:50 | 3 | 2 |
| 4317 | Individual | ANDRE BOOYSEN | M | 40+ | 2:24:21 | 6 | 3 |
| 12959 | Individual | CATHERINE LUND | F | 40+ | 2:25:18 | 4 | 3 |
| 41335 | Team of 3 | THE LONG AND THE SHORT OF IT | | Open | 2:28:26 | 1 | 1 |
| 37295 | Individual | SHAMSHER JAHAN ESSOP | M | U18 | 2:46:31 | 7 | 2 |
| 23766 | Individual | SHAHNAWAZ ESSOP | M | 40+ | 3:06:25 | 8 | 4 |

|  AQUELLÉ CORDWALLES MUDMAN  | | | | | | | |
|---|------------|-----------------------------|--------|--------------|-----------|------------------|-----------------------|
| 17 March 2019 | | | | | | | |
| Full Swim | | | | | | | |
| ROAG # | CATEGORY | NAME | GENDER | AGE CATEGORY | RACE TIME | OVERALL POSITION | AGE CATEGORY POSITION |
| 8060 | Individual | DARRYN PURTELL | M | 19-39 | 1:25:53 | 1 | 1 |
| 46334 | Individual | GREGORY DU TOIT | M | U18 | 1:39:37 | 2 | 1 |
| 66921 | Team of 3 | DBC 5 | | U14 | 1:42:54 | 1 | 1 |
| 2625 | Individual | DAVID WILSON | M | 40+ | 1:44:16 | 3 | 1 |
| 93084 | Team of 3 | 2 GUYS A GIRL AND A BICYCLE | | Open | 1:45:13 | 2 | 1 |
| 93361 | Individual | SIMON LESTER | M | 40+ | 1:45:42 | 4 | 2 |
| 5027 | Individual | CANDICE PARKER-DENNISON | F | 19-39 | 1:46:31 | 1 | 1 |
| 85026 | Individual | SHAEN MACDEVETTE | F | U18 | 1:48:10 | 2 | 1 |
| 4319 | Individual | CRAIG SMITH | M | 40+ | 1:48:51 | 5 | 3 |
| 73996 | Team of 3 | THE OX'S | | Open | 1:48:56 | 3 | 2 |
| 68706 | Individual | ANDY JENNINGS | M | 40+ | 1:52:20 | 6 | 4 |
| 8057 | Team of 2 | THE RVD'S | | 19-39 | 1:53:13 | 1 | 1 |

| | | | | | | | |
|-------|------------|------------------------|---|-------|---------|----|----|
| 5068 | Individual | SARAH GRAY | F | 19-39 | 1:55:05 | 3 | 2 |
| 19106 | Individual | BRANDON CAREW | M | 19-39 | 1:55:48 | 7 | 2 |
| 93356 | Individual | CHRIS KRITZINGER | M | 19-39 | 1:56:51 | 8 | 3 |
| 9244 | Team of 3 | THE BUDDS | | U16 | 1:57:01 | 4 | 1 |
| 4779 | Individual | BRENDON LONGHURST | M | 40+ | 1:57:28 | 9 | 5 |
| 7846 | Individual | PATRICK ADDIS | M | 40+ | 1:58:13 | 10 | 6 |
| 45831 | Team of 3 | R1J2 | | Open | 1:59:40 | 5 | 3 |
| 44448 | Individual | BRADLEY VILJOEN | M | 19-39 | 2:00:14 | 11 | 4 |
| 60694 | Team of 2 | PBA | | U18 | 2:00:43 | 2 | 1 |
| 63250 | Team of 3 | GRAHAMS | | Open | 2:02:01 | 6 | 4 |
| 90678 | Team of 2 | DBC 8 | | U18 | 2:02:20 | 3 | 2 |
| 44419 | Individual | JOHN BAINBRIDGE | M | 40+ | 2:02:31 | 12 | 7 |
| 14035 | Individual | SEAN JACKSON | M | 40+ | 2:03:23 | 13 | 8 |
| 11428 | Individual | MARLISE JOUBERT | F | 40+ | 2:03:30 | 4 | 1 |
| 33943 | Individual | DEREK CHADDERTON | M | 40+ | 2:08:27 | 14 | 9 |
| 46524 | Team of 3 | WEST OF THE EQUATOR | | U16 | 2:08:35 | 7 | 2 |
| 46229 | Individual | OLIVER ROWE | M | 40+ | 2:09:14 | 15 | 10 |
| 10753 | Individual | GREG BEAUMONT | M | 19-39 | 2:10:01 | 16 | 5 |
| 39406 | Team of 3 | DBC 11 | | U14 | 2:10:15 | 8 | 2 |
| 50750 | Individual | SHAUN ROBERTS | M | 19-39 | 2:11:07 | 17 | 6 |
| 51431 | Individual | CRAIG CAROLAN | M | 40+ | 2:12:14 | 18 | 11 |
| 2750 | Individual | ALTA VAN DER WALT | F | 19-39 | 2:12:46 | 5 | 3 |
| 91817 | Individual | STEPHAN WIID | M | 19-39 | 2:14:08 | 19 | 7 |
| 4526 | Individual | LANCE BAINBRIDGE | M | 40+ | 2:14:17 | 20 | 12 |
| 67445 | Team of 3 | BERG BOYS | | U14 | 2:14:38 | 9 | 3 |
| 86618 | Team of 3 | DBC 3 | | U16 | 2:15:58 | 10 | 3 |
| 83447 | Team of 3 | COLENBRANDER TEAM 4 | | Open | 2:20:50 | 11 | 5 |
| 90838 | Team of 3 | SLOW COACHES | | U16 | 2:21:51 | 12 | 4 |
| 67189 | Team of 3 | DBC 2 | | U16 | 2:23:09 | 13 | 5 |
| 85663 | Individual | AIDAN POLES | M | 19-39 | 2:24:42 | 21 | 8 |
| 74499 | Individual | LUCIEN FERNDAL | M | 40+ | 2:26:06 | 22 | 13 |
| 37265 | Team of 3 | MUDMAN MANIACS | | U14 | 2:28:05 | 14 | 4 |
| 86620 | Team of 2 | DBC 6 | | U18 | 2:29:40 | 4 | 3 |
| 91002 | Individual | TYRON SEGAL | M | 40+ | 2:30:03 | 23 | 14 |
| 39340 | Team of 3 | DBC 12 | | U14 | 2:30:31 | 15 | 5 |
| 81198 | Individual | JUAN VAN RENSBURG | M | U16 | 2:30:58 | 24 | 1 |
| 7976 | Individual | JONATHAN D'AUBREY | M | 19-39 | 2:31:05 | 25 | 9 |
| 90618 | Team of 3 | PRE-TEEN TITANS | | U14 | 2:34:28 | 16 | 6 |
| 84569 | Team of 3 | WILD DOG | | U14 | 2:36:25 | 17 | 7 |
| 35290 | Individual | KERRY LOWE | F | 19-39 | 2:36:36 | 6 | 4 |
| 90332 | Team of 3 | TREVERTON GAP A-TEAM | | Open | 2:46:44 | 18 | 6 |
| 39368 | Individual | BRIAN BRITS | M | U14 | 2:58:58 | 26 | 1 |
| 99678 | Individual | DYLAN PALM | M | U16 | 3:00:54 | 27 | 2 |
| 67109 | Individual | "HENNO " KLOPPER | M | U16 | 3:00:55 | 28 | 3 |
| 25120 | Individual | NINA GOUGH | F | 40+ | 3:00:58 | 7 | 2 |
| 12420 | Individual | PETER BUYS | M | 40+ | 3:06:04 | 29 | 15 |
| 42313 | Individual | CLINT ROBSON | M | 19-39 | 3:10:52 | 30 | 10 |
| 70386 | Individual | JESSICA JACOBS | F | 19-39 | 3:10:57 | 8 | 5 |
| 47303 | Team of 3 | TREVERTON GAP PRO TEAM | | Open | 3:15:47 | 19 | 7 |
| 34306 | Individual | TARYN HILLERMANN | F | 19-39 | 3:19:46 | 9 | 6 |
| 34307 | Individual | GARRETH DOVEY | M | 19-39 | 3:20:49 | 31 | 11 |